



CITY OF IONIA
DOWNTOWN DEVELOPMENT AUTHORITY
REGULAR MEETING AGENDA
8:00 AM, Wednesday, July 16, 2025
IONIA THEATRE - MAIN FOYER

I. Call to Order

II. Roll Call of Members Taryn Altobelli, Precia Garland, John Krueger, Tricia Meyers, Heather Poland-Sizemore, Zachary Sheehan, Dustin Sommer, Ben Weller, and Ryan Wilson.

III. Public Comments

IV. Consent Agenda

1. To approve the July 16, 2025 meeting agenda.

V. Approval of Minutes

1. To approve the minutes from the June 18, 2025 meeting.

VI. Financial Report

1. To accept the Accounts Payables for the DDA: May 26, 2025 – June 25, 2025 in the amount of \$1,484.59

To accept the Accounts Payables for the Theatre: May 26, 2025 – June 25, 2025 in the amount of \$9,213.98

VII. DDA Director Report

1. Report included in Board Agenda Packet.

VIII. Theatre Report

1. Report included in Board Agenda Packet.

IX. Board Decisions and Action Items

1. MIPitch Funding Support

X. Discussion Items

1. Year-End Marketing Committee Update - to be provided at August Board Meeting

XI. Other

XII. Adjournment

Upcoming Events

List Events Here

The Mission of the Ionia Downtown Development Authority is to promote and control economic growth which enhances the quality of life through planning and implementation of activities and projects within the Development District.



CITY OF IONIA
DOWNTOWN DEVELOPMENT AUTHORITY
REGULAR MEETING MINUTES
8:00 AM, Wednesday, June 18, 2025
IONIA THEATRE - MAIN FOYER

I. CALL TO ORDER

Chairperson John Krueger called the meeting of the Ionia Downtown Development Authority to order at 8:00 AM.

II. ROLL CALL OF MEMBERS

Roll call revealed a Quorum with board members Taryn Altobelli, Tricia Meyers, Heather Poland-Sizemore, Benjamin Weller, Precia Garland, Ryan Wilson, Zachary Sheehan, and John Krueger present.

III. PUBLIC COMMENTS

Director Wilson from IACC reminded the group about the upcoming Thirsty Third Thursday event, which will take place on the deck at The Alibi. Wilson also requested contributions for the New Teacher Welcome Packets. Anyone interested in donating items (quantity: 25) should deliver them to the IACC office by August 4.

Cassandra Bennet from The Rabbit Hole Knoll shared her idea to start a rock snake in downtown Ionia, with the goal of breaking the Guinness World Record by collecting 25,000 painted rocks. The project is currently in a testing phase and has had no reported issues so far.

IV. CONSENT AGENDA

(IV.1.) To approve the June 18, 2025 meeting agenda.

With no changes or additions, Member Garland made a motion, seconded by Member Poland-Sizemore, to approve the agenda as presented.

MOTION BY VOICE VOTE.

V. APPROVAL OF MINUTES

(V.1.) To approve the minutes from the May 21, 2025 meeting.

Minutes from the regular meeting of May 21, 2025, were reviewed. Member Weller made a motion, seconded by Member Wilson, to approve the May 21, 2025 meeting minutes as presented.

MOTION BY VOICE VOTE.

VI. FINANCIAL REPORT

(VI.1.) To accept the Accounts Payables for the DDA: April 26, 2025 – May 25, 2025 in the amount of \$1,560.84

To accept the Accounts Payables for the Theatre: April 26, 2025 – May 25, 2025 in the amount of \$15,698.98

It was noted to bring 2022 and 2023 comparison at a future meeting and that the Theatre will have no capital outlay this fiscal year to assist in covering the operating deficit.

Member Weller made a motion, seconded by Member Sheehan, to accept the financials as presented.

MOTION BY VOICE VOTE.

VII. DDA DIRECTOR REPORT

(VII.1.) Report included in Board Agenda Packet.

Director Rice discussed the updates on the parking graphic, wayfinding page and Bulldogs Unleashed. She also highlighted the progress on the Social District, upcoming Fireworks and potential for a TIF.

VIII. THEATRE REPORT

(VIII.1.) Report included in Board Agenda Packet.

Assistant Director Rice discussed the previous month's numbers and activities, as well as what is upcoming. The Theatre is also continuing the Theatre Ad Hoc Committee and will be meeting at the end of June for their first meeting.

IX. BOARD DECISIONS AND ACTION ITEMS

(IX.1.) Informative - Tax Increment Financing

Director Rice and Member Garland discussed the potential for the DDA to reengage with Tax Increment Financing (TIF). TIF allows the DDA to capture and reinvest the increase in property tax revenue generated by rising property values within a defined district. It was noted that TIF is not a new tax, but rather a method of capturing growth from existing taxes.

A formal TIF plan will be presented to the DDA for approval. Upon DDA approval, the plan will be forwarded to City Council for consideration. The anticipated base year for the TIF district is proposed to be December 31, 2025.

(IX.2.) Downtown Rock Snake - Guest speaker in attendance

Following last month's decision to table the rock snake initiative, the group revisited the discussion and acknowledged the opportunity this project presents to bring the community together in downtown. It was noted that, per Guinness World Record requirements, the rocks must be touching to qualify. Once the group nears the target number needed for the record, plans would be made to line up the rocks along Main Street for official judging and approval. Until then, no doorways, walkways or streets will be impeded.

Member Sheehan made a motion, seconded by Member Altobelli, to bless this operation with a requested removal date decided by the city to coincide with snow removal requirements.

MOTION BY VOICE VOTE.

(IX.3.) Marketing Committee Update

Director Rice provided an update on the four marketing categories, with particular emphasis on the Bulldogs Unleashed campaign, which has officially launched throughout the district.

X. DISCUSSION ITEMS

XI. OTHER

XII. ADJOURNMENT

Member Garland made a motion, seconded by Member Wilson, to adjourn.

MOTION BY VOICE VOTE.

The meeting was adjourned at 9:01 am.

Respectfully Submitted,

Cassie Rice, Recording Secretary
for Heather Poland-Sizemore, Secretary

UPCOMING EVENTS

DDA REPORT GL FOR CITY OF IONIA
Balance As of 06/30/2025

GL Number	Description	End Balance 06/30/2024	24-25 Amended Budget	YTD Balance 06/30/2025	% Bdgt Used
Fund: 248 DOWNTOWN DEVELOPMENT OPERATING					
Account Category: Revenues					
Department: 000.000					
248-000.000-415.000	2 MILL LEVY	44,293.87	46,000.00	46,148.09	100.32
248-000.000-655.000	PROMOTIONS AND SPONSORSHIPS	4,300.00	4,300.00	9,604.00	223.35
248-000.000-655.000-248.001	PROMOTIONS AND SPONSORSHIPS	11,850.00	8,500.00	50.00	0.59
248-000.000-655.000-248.002	PROMOTIONS AND SPONSORSHIPS	(140.00)	0.00	0.00	0.00
248-000.000-665.000	INTEREST	2,194.42	5,000.00	5,007.02	100.14
248-000.000-676.002	Reimbursement for IFF Agreeemnt	27,500.00	7,500.00	7,500.00	100.00
248-000.000-688.000	OTHER REVENUE	1,360.21	750.00	171.64	22.89
248-000.000-699.101	CONTRIBUTIONS FROM GENERAL FUN	250,000.00	270,000.00	0.00	0.00
Total Dept 000.000		341,358.50	342,050.00	68,480.75	20.02
Revenues		341,358.50	342,050.00	68,480.75	20.02
Account Category: Expenditures					
Department: 558.000 ADMINISTRATIVE					
248-558.000-702.000	SALARY & WAGES	74,842.71	105,000.00	102,778.24	97.88
248-558.000-710.000	PAYROLL TAXES & FRINGE BENEFIT	51,543.44	45,000.00	42,874.28	95.28
248-558.000-727.000	OFFICE SUPPLIES	1,421.28	1,800.00	1,591.48	88.42
248-558.000-801.000	CONTRACTUAL & PROFESSIONAL SEV	1,154.93	1,100.00	1,056.11	96.01
248-558.000-851.000	TELEPHONE	900.00	900.00	900.00	100.00
248-558.000-860.000	TRANSPORTATION AND TRAINING	1,803.17	2,100.00	1,925.00	91.67
248-558.000-954.000	INSURANCE	5,790.00	5,400.00	5,286.26	97.89
248-558.000-980.700	CAPITAL OUTLAY - THEATRE	44,200.00	155,000.00	0.00	0.00
Total Dept 558.000 - ADMINISTRATIVE		181,655.53	316,300.00	156,411.37	49.45
Department: 600.000 DOWNTOWN MAINTENANCE					
248-600.000-740.000	OPERATING SUPPLIES	5,233.00	21,000.00	3,826.87	18.22
248-600.000-920.000	PUBLIC UTILITIES	8,031.96	6,500.00	8,607.82	132.43
Total Dept 600.000 - DOWNTOWN MAINTENANCE		13,264.96	27,500.00	12,434.69	45.22
Department: 610.000 DDA DEVELOPMENT					
248-610.000-801.000	CONTRACTUAL & PROFESSIONAL SEV	359.64	20,000.00	4,530.67	22.65
248-610.000-972.000	PROMOTIONS AND FIREWORKS	14,955.92	5,000.00	1,371.50	27.43
248-610.000-972.000-248.001	PROMOTIONS AND FIREWORKS	0.00	15,000.00	14,000.00	93.33
Total Dept 610.000 - DDA DEVELOPMENT		15,315.56	40,000.00	19,902.17	49.76
Expenditures		210,236.05	383,800.00	188,748.23	49.18
Fund 248 - DOWNTOWN DEVELOPMENT OPERATING:					
TOTAL REVENUES		341,358.50	342,050.00	68,480.75	20.02
TOTAL EXPENDITURES		210,236.05	383,800.00	188,748.23	49.18
NET OF REVENUES & EXPENDITURES:		131,122.45	(41,750.00)	(120,267.48)	

DDA REPORT GL FOR CITY OF IONIA
Balance As of 06/30/2025


GL Number	Description	End Balance 06/30/2024	24-25 Amended Budget	YTD Balance 06/30/2025	% Bdgt Used
Fund: 250 THEATRE FUND					
Account Category: Revenues					
Department: 000.000					
250-000.000-633.000	MOVIE ADMISSIONS	73,184.58	83,000.00	88,103.00	106.15
250-000.000-634.000	MOVIE CONCESSIONS	100,846.75	122,000.00	126,406.35	103.61
250-000.000-635.000	LIVE ENTERTAINMENT REVENUE	1,038.40	100.00	297.98	297.98
250-000.000-636.001	PREPAID TICKET SALES	335.00	0.00	0.00	0.00
250-000.000-639.000	THEATRE RENTAL	8,275.00	7,500.00	7,805.00	104.07
250-000.000-640.000	ADVERTISING REVENUES	4,301.50	6,000.00	5,555.88	92.60
250-000.000-665.000	INTEREST	497.43	0.00	(431.93)	100.00
250-000.000-675.000	GIFTS DONATIONS	1,796.82	7,500.00	7,664.76	102.20
250-000.000-688.000	OTHER REVENUE	1,445.36	2,800.00	2,639.00	94.25
250-000.000-699.248	CONTRIBUTION FROM DDA	35,000.00	155,000.00	0.00	0.00
Total Dept 000.000		226,720.84	383,900.00	238,040.04	62.01
Revenues		226,720.84	383,900.00	238,040.04	62.01
Account Category: Expenditures					
Department: 442.000 OPERATIONS					
250-442.000-702.000	SALARY & WAGES	100,489.13	107,000.00	104,875.06	98.01
250-442.000-710.000	PAYROLL TAXES & FRINGE BENEFIT	8,226.43	11,000.00	8,624.02	78.40
250-442.000-727.000	OFFICE SUPPLIES	1,154.27	1,000.00	1,077.45	107.75
250-442.000-728.000	POSTAGE	0.62	100.00	21.44	21.44
250-442.000-729.000	CREDIT CARD FEES	6,454.65	6,000.00	4,135.72	68.93
250-442.000-740.000	OPERATING SUPPLIES	3,768.60	1,500.00	745.85	49.72
250-442.000-801.000	CONTRACTUAL & PROFESSIONAL SEV	11,885.77	14,000.00	13,384.02	95.60
250-442.000-804.000	FILM EXPENSE	41,662.27	55,000.00	54,668.03	99.40
250-442.000-805.000	CONCESSION EXPENSE	40,955.53	42,000.00	38,688.01	92.11
250-442.000-851.000	TELEPHONE	1,020.00	1,100.00	1,020.00	92.73
250-442.000-861.000	MEMBERSHIP AND DUES	0.00	500.00	500.00	100.00
250-442.000-862.000	SUBSCRIPTIONS	366.99	500.00	222.50	44.50
250-442.000-920.000	PUBLIC UTILITIES	30,421.43	37,000.00	36,083.05	97.52
250-442.000-931.000	BUILDING REPAIR & MAINTENANCE	20,942.45	32,000.00	32,268.22	100.84
250-442.000-956.001	SALES TAX	5,561.99	6,000.00	6,693.76	111.56
250-442.000-962.200	ADVERTISING - PROMOTION	7,305.50	8,000.00	7,697.85	96.22
250-442.000-968.000	DEPRECIATION	25,434.93	0.00	0.00	0.00
250-442.000-980.000	CAPITAL OUTLAY	0.00	55,000.00	0.00	0.00
Total Dept 442.000 - OPERATIONS		305,650.56	377,700.00	310,704.98	82.26
Expenditures		305,650.56	377,700.00	310,704.98	82.26
Fund 250 - THEATRE FUND:					
TOTAL REVENUES		226,720.84	383,900.00	238,040.04	62.01
TOTAL EXPENDITURES		305,650.56	377,700.00	310,704.98	82.26
NET OF REVENUES & EXPENDITURES:		(78,929.72)	6,200.00	(72,664.94)	
Report Totals:					
TOTAL REVENUES - ALL FUNDS		568,079.34	725,950.00	306,520.79	42.22
TOTAL EXPENDITURES - ALL FUNDS		515,886.61	761,500.00	499,453.21	65.59
NET OF REVENUES & EXPENDITURES:		52,192.73	(35,550.00)	(192,932.42)	

REVENUE AND EXPENDITURE HISTORY REPORT FOR CITY OF IONIA

GL #	Description	BALANCE AS OF 06/30/2023	BALANCE AS OF 06/30/2024	BALANCE AS OF 06/30/2025
Fund: 248 DOWNTOWN DEVELOPMENT OPERATING				
Account Category: Revenues				
Department: 000.000				
248-000.000-415.000	2 MILL LEVY	46,022.57	44,293.87	46,148.09
248-000.000-655.000	PROMOTIONS AND SPONSORSHIPS	17,245.62	16,010.00	9,654.00
248-000.000-665.000	INTEREST	1,410.84	2,194.42	5,007.02
248-000.000-676.002	Reimbursement for IFF Agree	20,000.00	27,500.00	7,500.00
248-000.000-688.000	OTHER REVENUE	521.32	1,360.21	171.64
248-000.000-699.101	CONTRIBUTIONS FROM GENERAL F	350,000.00	250,000.00	0.00
Total Dept 000.000		435,200.35	341,358.50	68,480.75
Revenues		435,200.35	341,358.50	68,480.75
Account Category: Expenditures				
Department: 558.000 ADMINISTRATIVE				
248-558.000-702.000	SALARY & WAGES	73,639.25	74,842.71	102,778.24
248-558.000-710.000	PAYROLL TAXES & FRINGE BENEF	51,471.73	51,543.44	42,874.28
248-558.000-727.000	OFFICE SUPPLIES	1,959.03	1,421.28	1,578.37
248-558.000-801.000	CONTRACTUAL & PROFESSIONAL S	192,448.27	1,154.93	1,056.11
248-558.000-851.000	TELEPHONE	900.00	900.00	880.00
248-558.000-860.000	TRANSPORTATION AND TRAINING	1,420.00	1,803.17	1,925.00
248-558.000-954.000	INSURANCE	5,572.00	5,790.00	5,286.26
248-558.000-980.700	CAPITAL OUTLAY - THEATRE	24,460.00	44,200.00	0.00
Total Dept 558.000 - ADMINISTRATIVE		351,870.28	181,655.53	156,378.26
Department: 600.000 DOWNTOWN MAINTENANCE				
248-600.000-740.000	OPERATING SUPPLIES	4,906.49	5,233.00	3,826.87
248-600.000-920.000	PUBLIC UTILITIES	7,903.96	8,031.96	8,071.17
Total Dept 600.000 - DOWNTOWN MAINTENANCE		12,810.45	13,264.96	11,898.04
Department: 610.000 DDA DEVELOPMENT				
248-610.000-801.000	CONTRACTUAL & PROFESSIONAL S	0.00	359.64	3,432.75
248-610.000-972.000	PROMOTIONS AND FIREWORKS	17,774.46	14,955.92	8,371.50
248-610.000-972.002	SPECIAL EVENTS	40.00	0.00	0.00
Total Dept 610.000 - DDA DEVELOPMENT		17,814.46	15,315.56	11,804.25
Expenditures		382,495.19	210,236.05	180,080.55
Fund 248 - DOWNTOWN DEVELOPMENT OPERATING:				
TOTAL REVENUES		435,200.35	341,358.50	68,480.75
TOTAL EXPENDITURES		382,495.19	210,236.05	180,080.55
NET OF REVENUES & EXPENDITURES:		52,705.16	131,122.45	(111,599.80)

REVENUE AND EXPENDITURE HISTORY REPORT FOR CITY OF IONIA

GL #	Description	BALANCE AS OF 06/30/2023	BALANCE AS OF 06/30/2024	BALANCE AS OF 06/30/2025
Fund: 250 THEATRE FUND				
Account Category: Revenues				
Department: 000.000				
250-000.000-633.000	MOVIE ADMISSIONS	80,737.75	73,184.58	88,103.00
250-000.000-634.000	MOVIE CONCESSIONS	101,855.25	100,846.75	126,406.35
250-000.000-635.000	LIVE ENTERTAINMENT REVENUE	1,593.33	1,038.40	297.98
250-000.000-636.001	PREPAID TICKET SALES	44.00	335.00	0.00
250-000.000-639.000	THEATRE RENTAL	9,155.00	8,275.00	7,805.00
250-000.000-640.000	ADVERTISING REVENUES	2,975.75	4,301.50	5,555.88
250-000.000-665.000	INTEREST	1,915.29	497.43	(431.93)
250-000.000-675.000	GIFTS DONATIONS	2,029.85	1,796.82	7,664.76
250-000.000-688.000	OTHER REVENUE	97.16	1,445.36	2,639.00
250-000.000-699.248	CONTRIBUTION FROM DDA	24,997.60	35,000.00	0.00
Total Dept 000.000		225,400.98	226,720.84	238,040.04
Revenues		225,400.98	226,720.84	238,040.04
Account Category: Expenditures				
Department: 442.000 OPERATIONS				
250-442.000-702.000	SALARY & WAGES	93,625.04	100,489.13	104,875.06
250-442.000-710.000	PAYROLL TAXES & FRINGE BENEF	7,664.67	8,226.43	8,624.02
250-442.000-727.000	OFFICE SUPPLIES	898.45	1,154.27	912.45
250-442.000-728.000	POSTAGE	114.60	0.62	21.44
250-442.000-729.000	CREDIT CARD FEES	7,380.47	6,454.65	4,135.72
250-442.000-740.000	OPERATING SUPPLIES	2,266.21	3,768.60	730.85
250-442.000-801.000	CONTRACTUAL & PROFESSIONAL S	22,676.61	11,885.77	13,362.83
250-442.000-804.000	FILM EXPENSE	47,854.70	41,662.27	52,140.03
250-442.000-805.000	CONCESSION EXPENSE	40,335.87	40,955.53	37,729.74
250-442.000-851.000	TELEPHONE	1,020.00	1,020.00	990.00
250-442.000-861.000	MEMBERSHIP AND DUES	0.00	0.00	500.00
250-442.000-862.000	SUBSCRIPTIONS	142.00	366.99	222.50
250-442.000-920.000	PUBLIC UTILITIES	36,656.74	30,421.43	33,660.16
250-442.000-931.000	BUILDING REPAIR & MAINTENANC	21,160.56	20,942.45	31,509.46
250-442.000-956.001	SALES TAX	6,006.82	5,561.99	6,693.76
250-442.000-962.200	ADVERTISING - PROMOTION	7,208.45	7,305.50	7,494.53
250-442.000-968.000	DEPRECIATION	37,510.41	25,434.93	0.00
Total Dept 442.000 - OPERATIONS		332,521.60	305,650.56	303,602.55
Expenditures		332,521.60	305,650.56	303,602.55
Fund 250 - THEATRE FUND:				
TOTAL REVENUES		225,400.98	226,720.84	238,040.04
TOTAL EXPENDITURES		332,521.60	305,650.56	303,602.55
NET OF REVENUES & EXPENDITURES:		(107,120.62)	(78,929.72)	(65,562.51)
Report Totals:				
TOTAL REVENUES - ALL FUNDS		660,601.33	568,079.34	306,520.79
TOTAL EXPENDITURES - ALL FUNDS		715,016.79	515,886.61	483,683.10
NET OF REVENUES & EXPENDITURES:		(54,415.46)	52,192.73	(177,162.31)



**Ionia Downtown Development Authority Director's Report
July 2025**

Economic Development / Special Events / District Activity / Business Updates:

- Parking Parcel Project – project finalized, new downtown drawing also being created by David McCord
- Fireworks launched!!
- Prep for Free Fair Table
- Continued introductions with businesses in DDA district
- Ribbon Cuttings – The Kara Ruehs Agency Farmers Insurance and M1 E!Park at the Ionia Fairgrounds
- Continued cultivation of Marketing Projects – Bulldogs Unleashed, begin looking at marketing goals
- TIF research
- Social District –logistics, city establishment approvals and paperwork, marketing and signage prep

Meetings / Seminars / Webinars / Education:

- Meetings: Regular City Council, City Manager Connections, Department Head, DDA Board of Directors meeting, DDA Marketing Committee meeting, Legislative Update

Theatre hours were increased for numerous special events in recent weeks.

Respectfully submitted,
Cassie Rice, Ionia DDA Director/Assistant Theatre Director

Upcoming DDA Events:

- Throughout the Summer – Bulldogs Unleashed
- DDA Table at Ionia Free Fair
- August 18th at 11am – Estate Planning and Finance Workshop sponsored by Samantha Ringler with Edward Jones and Thomas W. Chadwick of Duff, Chadwick and Associates, P.C.
- Social District Grand Opening

IONIA THEATRE MONTHLY REPORT

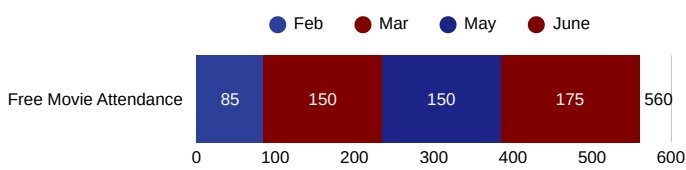
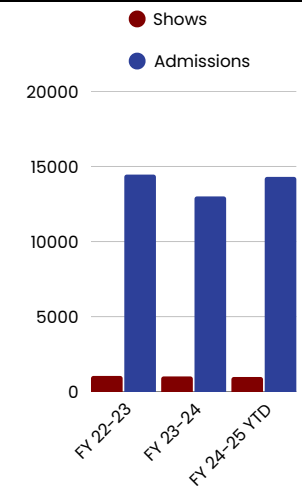
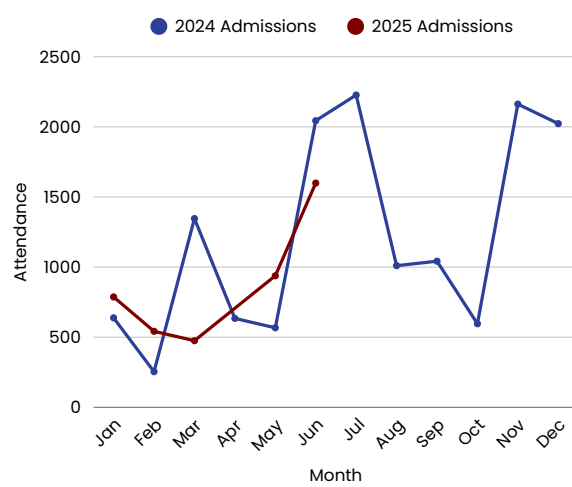


MOVIES PLAYED IN JUNE



BY THE NUMBERS...

MONTHLY SHOWINGS	MONTHLY ATTENDANCE
114	1599
Compared to Last Year +5	Compared to Last Year -445



UPCOMING @ THE THEATRE

EVENTS

7/18 Parks and Rec - Smurfs	7/25 Parks and Rec - Mystery Movie	8/1 Parks and Rec - The Bad Guys 2	8/2 ICT - Andrew Lloyd Webber	8/4 WION Free Movie Monday
8/8 Parks and Rec - Talent Show	8/10 COA - Jake Slater	9/15 WION Free Movie Monday	10/20 WION Free Movie Monday	10/23 Autumn Celebration

MOVIES

STARTING 7/18	STARTING 8/1	STARTING 8/1	STARTING 8/29

ONGOING...

- DDA Monthly Board Meeting
- Session 2 Day Camp Movie Fridays
- Theatre Ad Hoc Committee
- Birthday Parties
- Hiring
- Event Searches
- Volunteer Training

IDEA GARDEN...

- Sensory Showings
- Private Showings
- Memberships
- Non-Credit Classes
- Basic Sound Rentals
- Popcorn Passes



**CITY OF IONIA
STAFF REPORT FOR DDA AGENDA ITEM**

TO: DDA Board of Directors
FROM: Cassie Rice, DDA Director
DATE: July 16, 2025
RE: MIPitch Funding Support

Background

The DDA was recently approached to continue its financial support for the 2025 MIPitch program. In previous years, the DDA has contributed to this initiative in the following amounts:

- 2021 – \$500
- 2022 – \$500
- 2023 – \$500
- 2024 – \$1,000
- 2025 – Requested amount of \$1,000

MIPitch is an annual pitch competition, now entering its fifth year, designed to drive innovation and entrepreneurial growth in some of West Michigan’s more rural communities. The program invites bold, creative business ideas from entrepreneurs and small business owners in Montcalm and Ionia Counties.

A panel of judges will evaluate submissions to select finalists, who will pitch their ideas live at the in-person event on September 18, 2025. Finalists will compete for cash prizes to help bring their ideas to life. The event will also include a tri-chamber networking opportunity, further connecting and strengthening the regional business community.

Several downtown Ionia businesses have been awarded funding through this competition in past years, helping to support new ventures and expand local offerings.

Requested Action/Motion:

It is requested the DDA Board of Directors consider making a motion to approve the financial support of the MIPitch 2025 competition.

Motion By: _____ Seconded By: _____